


























Replacement parts for: TOWNSEND-51 second color heads

	PART #		PART #
	T-1132		T-22433
<b>T-WRENCH</b>		<b>TRANSFER DRIVE GEAR</b>	
	T-1807 T-4806		T-1570 T-1572 T-1571 T-1573
<b>END BELL</b> Small Large with hole for dog		<b>RATCHET PAWL</b> Ink (oper. side) Spring (oper. side) Water (non-oper. side) Spring (non-oper. side)	
	T-22444		T-1503
<b>DRIVE PULLEY</b>		<b>DUCTOR ARM</b> Ink & water	
	P-1654		T-1504
<b>TIMING BELT</b> For the AB Dick series		<b>LATCH</b> Ink & water	
	P-1654		P-12575 P-12551
	T-1551	<b>DUCTOR LATCH SPRING</b> Ink & water Non-oper. side (L.H.) Oper. side (R.H.)	
<b>INK RATCHET DRIVE ARM</b> Fits all models			
	T-24435		T-1407 T-2407 T-4407 T-8407
<b>PINION GEAR</b>		<b>FORM ROLLER DRIVE GEAR &amp; PINION ASSEMBLY</b> 1250 Old style (10 X 15) 1250 Old style (11 X 17) 1250 New style (11 X 17) 360, 375, 9800	
	T-1116		T-1403
<b>LOCKING SCREW</b> For 1250W & LW			Drive pinion only (comes with gear but is sold separately)
	T-7153		T-2627 P-120
<b>MICRO SCREW</b>		<b>INK FOUNTAIN BLADE</b> For Ryobi 2800, AB Dick 350, 360, Chief 15, 17	
	T-1804 T-4804 T-1802		
<b>DOG</b> 1250 O.S., 350, 360, O.S. 1250 N.S., 350, 360, N.S.			
<b>WORM</b>			
	T-4858 T-4857 T-2855 T-2856		T-2810 T-2811 T-2824 T-18811 T-12811 T-1811
<b>INK &amp; WATER HOLD DOWN ASSEMBLY</b> Small - water for AB Dick 350, 360 N.S. L.H. R.H. Large - ink for Multilith 1250 N.S., 350, 360 N.S. L.H. R.H.		<b>OSCILLATING ROLLER TUBE</b> AB Dick 350, 360, Multilith 1250 N.S. (Large ink) (Small ink) AB Dick 350, 360 O.S. Complete ass'y. (small ink) AB Dick 9800 O.S. & NS. & Multilith 1330, 1360 Chief 15, 17 (Small ink) Multilith 1250 O.S. (Small ink)	
	T-19801 T-1801 T-2801 T-18119		P-15340
<b>SHAFT</b> (Ink oscillator) AB Dick 9800		<b>EQUALIZER BAR</b> For ink & water ductor AB Dick 350, 360, Ryobi 2700, 2800, Multilith 1250 N.S., Chief 15	
<b>SHAFT</b> (Small ink oscillator) Multilith 1250			
<b>SHAFT</b> (Small ink oscillator) AB Dick 350, 360			
<b>SHAFT</b> Torsion rod for cylinder assembly - - Ryobi 2700, 2800 / Itek 950, 960			
	T-3643 T-3637 P-309		T-7151 T-4176
<b>COLLAR ASSEMBLY</b> Water bottle Complete Collar only Thumb screw		<b>MICRO CLAMP</b> 1-3/16" O.A.L. 7/8" O.A.L.	
	P-1189 P-11934		T-22611
<b>HOSE</b> Water fountain		<b>KNOB</b> For water fountain roller	
<b>TUBE CONTROL VALVE</b>			For A.B. Dick 350/360 N.S., 8800, 375, 9800, 385 Multi 1250LW, 1330, 1360, 1850 Ryobi/Itek 2700, 2800, 3200, 950, 960, 975 T-9719
	T-20652 T-20653 P-5800		
<b>DRIVER ASSEMBLY</b> Complete Clutch only One way clutch bearing			
	T-7827 T-1827 T-19824 T-19827		
<b>TRANSFER BUSHING ASSEMBLY</b> Ryobi, M-1250, A-9800 Multi A-9800 (Geared trans.) A-9800 (Non-geared)			