























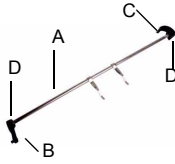


		PART #			PART #
	1) FILTER FELT 2) GASKET SEAL 3) WICK For oil jar	P-30201 P-1937 P-1155		SUCKER FEET Standard *** Treated with ink resistant repellent for less ink tracking.	P-5208
	PUMP REPAIR KIT - 2700, 2800, 3200 P-31120 Consists of: 4 Vanes / 2 Filters / 1 Oil wick / 2 Ball bearings / 1 Oil seal			SUCKER FEET (A) 500K, 512 (B) 480N, 480K	P-5241 P-7580
	PUMP REPAIR KIT - 520/522/530/560 P-31130 Consists of: 4 Vanes / 2 Filters / 2 Ball bearings / 1 Urethane gasket / 1 Fiber gasket / 8 Paper gaskets / 2 Timing belts (Only one of each item depicted here)			SHEET SEPARATOR Brass Copper	P-27114 P-27117
	PUMP VANE *** MADE OF "GROUND STAINLESS STEEL" (27.5 mm x 115 mm)	P-9448		SHEET SEPARATORS (A) 522 (B) 522PF / PFH	P-522114 P-522114PF
	TIMING BELT - For main pump 520, 522, 530, 560	P-3811		THUMB SCREW For sheet separator bracket THUMB SCREW For master cylinder tail clamp	P-2909 P-2903
	VARIABLE SPEED PULLEY	P-1491		GUIDE SPRING 975 PFA (Thick) (Thin)	P-97471 P-33478 P-33471
	SPEED CONTROL & FEEDER HAND CRANK *** Improved style works on 2700, 2800, 3200.	P-98060		BACK PAPER GUIDE ASSEMBLY 2700, 2800, 3200, 3200MCD COMPLETE (A) Screw w/ sems washer (B) Block (C) Bracket (D) Back guide spring (E) Screw	P-27081 P-2328 P-27221 P-27090 P-27712 P-2327
	HOSE For side blowers For compressor filter For rear blower For sucker tube manifold	P-5265 P-5299 P-5288 P-1188		SPRING BASE For P-27088 shown below.	P-27100
	FEEDER CLAMP 5.5 mm slide plate slots 7 mm slide plate slots ADJUSTING SCREW	P-27087 P-32087 P-2652		1) BACK PAPER GUIDE 2) SIDE PAPER GUIDE	P-27537 P-27088
	<input type="text" value="slide thickness"/> <input type="text"/>			PAPER RETAINER - 3302 Located under upper feed roller.	P-33143
	SLIDE PLATE For feeder clamp 5 mm slide thickness 6.5 mm slide thickness	P-27089 P-32089		PAPER GUIDE HANDLE STOPPER 950, 960	P-95124 14.90
	SLIDE PLATE & FEEDER CLAMP KIT	P-39087		PAPER RETAINER Feeder 3302 Conveyor .008 thick Conveyor .012 thick	P-33500 P-33420 P-33433
	BUMPER For air control latch	P-5283		FEED TAPES (sold individually—not in sets) 480K/N, 500N/NP 3302 s/n up to 4432 3302 s/n 4433 to 7036 3302 s/n 7037 & Up	P-3935 P-3939 P-3936 P-3870
	HEIGHT CONTROL SCREW - For paper leveling bar.	P-8144		FEED SENSING SWITCH R-3302, I-3985	P-4050
	COUPLING JOINT	P-6776			
	SUCKER TUBE	P-27174			
	SCREW HOLDER	P-27966			


PART #	
	FEELER FINGER SHAFT Complete 2700, 2800 P-27138 Complete 3200 P-32138 (A) Shaft only 2700, 2800 P-27139 (A) Shaft only 3200 P-32139 (B) Lever P-27719 (C) Latch P-27141 (D) Roll pin P-2834


	RUBBER FEED ROLLERS 2700, 2800 P-27157 3200 P-32157
---	--


	IMP. GRIPPER FINGER 1) 2700, 2800, 3200 P-27245 2) 3302 (urethane tip) P-33245
---	---


	PAPER STOP FINGER 1) 2700, 2800 P-27241 2) 3302 P-33241
--	--

	FEED DRUM FINGER P-33237 (urethane tip)
---	---

	SKID ROLLER ASSEMBLY - 3302 Operators side (shown) P-33562 Non-operators side P-33568
---	--

	SPRING - Imp. cyl. latch P-27791
--	---

	ADJUSTING NUT For blanket cylinder clamps Right hand thread P-5303 Left hand thread P-5312
---	---





STANDARD BLANKET BARS 2700, 2800 Complete P-27252 R-3200, I-975 Complete P-32252 R-3302, I-3985 P-33252 (A) Upper blanket bar 2700, 2800 P-27258 (A) Upper blanket bar R-3200, I-975 P-32258 (A) Upper blanket bar R-3302, I-3985 P-33258 (B) Lower blanket bar 2700, 2800 P-27256 (B) Lower blanket bar R-3200, I-975 P-32256 (B) Lower blanket bars R-3302, I-3985 P-33256 (C) Mounting screw P-2216 (D) Clamping screw P-2206
--




QUICK CHANGE BLANKET BARS *** Bars remain on your cylinder while you make a 5 minute blanket change.
Closed cylinder 1/2" gap (19" blanket size) 950, 960 / 2700, 2800 P-30310 Open cylinder 4" gap (19-1/2" blanket size) 2700XL, 2800XL P-30047 975 / 3200 P-30037 985 / 3200 MCD P-30038 975 / 3200XL,XLD,CPD P-30311 3985 / 3302 P-30221

PART #	
	TAIL CLAMP SPRING P-27327

	LATERAL ADJUSTING SCREW For head clamp P-2917
---	---


	SPRING (Plate Cylinder) P-33365
---	--

	TAIL CLAMP 2700, 2800 P-27323 3200 CD/NP P-32323 3200 17-1/4" IMAGE P-32333 3302 P-33323
---	---


	LOCK PIN on Plate Cylinder P-4543
---	--




HEAD CLAMPS For Ryobi 3302 *** DIAMOND COATED FOR SURE GRIP AND LONGER LIFE.
Top bar (shown) P-33788 Short clamp (Operators side) P-33771 Short clamp (Non-operators side) P-33760

	PIN For P-33788 shown above. Ser. # 6186 & lower (3mm small O.D.) P-4773 Ser. # 6187 & higher (5mm small O.D.) P-4789
---	--


	WATER CONTROL LEVER 3200 MCD P-320416
---	---

	WAVER ROLLER TENSION SPRING P-38413
---	---

	WATER OSCILLATOR SHAFT ASSEMBLY - 2700, 2800 Complete P-27460 Shaft only P-27460-S Dog P-27463 Worm P-27464 Roll pin P-382
---	--











	SPLASH GUARD SHIELD P-27376
	SPLASH GUARD KIT P-27376-K Consists of 2 shields plus hardware.

	WATER BOTTLE STOP SPRING for cap assy. P-7621 P-27543
---	---

	BEARING HOUSING P-27322
---	--------------------------------

	WATER DUCTOR LATCH 2700, 2800 P-27546
---	---

PART #	
	
WATER FOUNTAIN ROLLERS 2700 3200	P-27364 P-32364
	
INK WASH UP BLADE 950, 960, 2800 - 30.3 cm Long (6 Holes) 3200, 3302, 3985 - 35.9 cm Long (6 Holes)	P-30224 P-30225
	
INK FOUNTAIN BLADES 2700, 950 - 29.5 cm x 9.0 cm (Ser.16331 & up) 2700, 950 - 28.6 cm x 7.0 cm (Ser.16330 & down) 3200 CD/NP - 32.0 cm x 9.0 cm 3200 MCD/MNP- 34.6 cm x 9.0 cm 500N / NP - 49.2 cm x 85.7 cm	P-27233 P-95233 P-32233 P-32233M P-50079NP
	
WASH UP TRAY ASSEMBLY 2700/2800 3200/3202 3302	P-27773 P-32773 P-33773
	
INK FOUNTAIN WIRE 950, 960, 2700, 2800 3200, 3302	P-37084 P-32084
	
BUSHING For ink fountain roller	P-3268
	
INK IDLER GEAR	P-27509
	
INK DUCTOR ARMS (A) I-950/960 (B) R-27/28/3200 Sers.	P-95607 P-27607
	
INK DUCTOR SPRINGS Operators side Non-operators side	P-27338 P-27336
	
INK RATCHET PAWL	P-27268
	
BUSHING For idler rollers	P-3207
	
ADJUSTING SCREW For ink fountain ITEK 950, 960	P-2021

PART #	
	
ADJUSTING SCREW For ink fountain R-2700, 2800, 3200, 3302	P-2925
	
OSCILLATING SHAFT ASSEMBLY - INK 2700 Complete Shaft only Roll pin Dog (comes with P-27249) Worm (comes with P-27249) Dog & Worm set	P-27462 P-27472 P-2834 P-27463 P-28464 P-27249
	
DOG & WORM KIT DOG (Ink & Water 950, 2700) WORM (Ink & Water 950, 2700) DOG (Ink & Water 960, 2800) WORM (Ink 960, 2800) WORM (Water 960, 2800)	P-27874 P-27463 P-27464 P-27463 P-27464 P-28464
	
BUSHING For ink oscillating roller	P-3203
	
KEY For drive shaft clutch pulley	P-11652
	
DRIVE SHAFT AND GEAR ASSEMBLY Complete 2700, 2800 Complete 3200 Complete 3302 Shaft only 2700, 2800 Shaft only 3200 Shaft only 960PFA, 3200PFA Shaft only 3302 Gear only 2700, 2800, 3200 (not 3200PFA) Gear only 3302 Taper pin 2700, 2800, 3200 Taper pin 3302	P-27577 P-32577 P-33577 P-27583 P-32583 P-32583PFA P-33583 P-27581 P-33581 P-451 P-2849
	
COUNTER Screw Washer Arm	P-27954 P-2521 P-2700 P-27956
	
IDLER GEARS On ejector roller For C/D drive sprocket shaft	P-27636 P-27629
	
GEAR STUD For Chain Delivery drive gear	P-7939
	
SWITCH BODY For control panel R-3302, I-3985	P-9830


PART #




OFFSET DUPLICATOR LAMP (Long neck)
950, 960, 2700, 2800 P-9865

Lamp comes with plug and can be plugged into any standard 115v wall outlet. Some models of Ryobi may need lamp wired directly to press.


***** CAN USE UP TO 100 WATT BULB.**



LED LAMP - On sub control box.
R-3302, I-3985 P-9707




CARRIER LINK
For gripper bar P-8738




GRIPPER CHAIN (1 only)
59" long P-8939
54" long P-8938

NOTE: Please measure your chains end to end.

Chain connecting link P-1540



CONNECTING LINK
R-3302, 3304 / I-3985 P-8745



GRIPPER BAR ASSEMBLY


Complete 2700, 2800	P-270990
Complete 3200	P-320990
Complete 3302	P-330990

(A) Right hand bracket	P-320991
(B1) Taper pin	P-2810
(B2) Taper pin	P-2805
(C) Gripper arm	P-271040
(D) Roll pin	P-2832
(E) Screw	P-2103
(F) Gripper finger (no urethane)	P-271020
(G) Gripper finger (urethane tip)	P-331020
(G) Spring (2 on 2700, 2800, 3200)	P-281080
(G) Spring (4 on 3302)	P-331080
(H) Set screw	P-2511
(I) Collar	P-1487
(J) Gripper finger shaft - 2700, 2800	P-271060
(J) Gripper finger shaft - 3200	P-321060
(K) Center bracket	P-271092
(L) Left hand bracket	P-320992
(M) Ball bearing	P-1803
(N) C-Ring	P-2752
(O) Lockwasher	P-2702
(P) Nut	P-2602
(Q) Stud	P-7920
(R) Roll pin	P-2833
(S) Gripper pad	P-271061
(T) Shaft - 2700, 2800	P-271091
(T) Shaft - 3200	P-321091
(U) Collar	P-11435




BACK STOP BRACKET (Chain Delivery)
2700, 2800, 3200 P-272422


PART #




GUIDE P-272281



FRONT GUIDE P-272420




DELIVERY TABLE SENSING SWITCH
R-3200, I-975 P-9815



V-BELT For Ryobi / Itek

For compressor	P-1678 (28")
For clutch pulley	P-1687 (31")
Motor to pump	P-1695 (34")
Motor to pump 3202M	P-4905 (36")
Motor to pump 950, 960	P-4907 (38")
Drive motor 3200 (60Hz)	P-4910 (42")
Drive motor 3200 (50Hz)	P-4986 (41")

***** All sizes available 2L, 3L, 4L, 5L**



DOLLY BOARD ASSEMBLY - RYOBI 3302


Complete	P-332440
Board only	P-332500
Caster	P-1641-S
Washer	P-569
Screw	P-10342

***** Eliminate costly downtime with your own emergency kit for your model press.**
(Master Kit does not include Spring Kit)


REPAIR KITS FOR RYOBI

Master kit	P-30376 - 513 pcs
Pin kit	P-30375 - 168 pcs.
Ring kit	P-30374 - 104 pcs.
Nut kit	P-30373 - 38 pcs.
Washer kit	P-30372 - 68 pcs.
Screw kit	P-30371 - 132 pcs.
Spring kit	P-31128 - 39 pcs.


..... PARTS FOR ITEK




GEAR- For 1015/1117 Plate Maker
Tank roller frame ass'y. P-1015010




GEAR- For 1015/1117 Plate Maker
Tank roller frame ass'y. P-1015020




GEAR- For 1015/1117 Plate Maker
Tank roller frame ass'y. P-1015030




GEAR- For 1015/1117 Plate Maker
Tank roller frame ass'y. P-1015040



GEAR- For 1015/1117 Plate Maker
Tank roller frame ass'y. P-1015050



SPRING- For 1015/1117 Plate Maker
Tension rollers P-1015200



SPRING- For 1015/1117 Plate Maker
Tension rollers P-1015210