






























PART #		PART #	
	PUMP VANE P-9446		SHEET SEPARATOR P-12114
	PUMP REPAIR KIT P-31125 Consists of: 8 Vanes - #P-9446 / 4 Bearings - #P-790 / 1 Bottle of pump oil - #P-1588		BRACKET For sheet separator holder P-55113
	V-BELTS For Hamada For compressor (115V, 50/60 Hz) P-1680 (27") For compound pulley to machine P-1686 (30") Intermediate P-4930 (36") Drive shaft (60 Hz) P-1678 (28") Main drive P-4933 (39") Main drive P-4934 (38") Main drive P-5457 (37") *** All sizes available 2L, 3L, 4L, 5L		THUMB SCREW For sheet separator holder P-2900
	SPEED PULLEY P-9350		TABLE RAISE HANDLE ASSEMBLY *** MADE WITH DURABLE WHITE BRASS FOR LONGER LIFE & DURABILITY. Complete P-12955 (A) Screw P-874 (B) Nut P-492 (C) Ball (inside) P-755 (D) Spring (inside E) P-12909 (E) Handle P-36961 (F) Shaft P-36962 (G) Spring lock P-36959
	BUSHING For rotary valve flange. P-3275		BLOCK For blower nozzle P-55164
	SUCKER FOOT (A) Standard (500, 700) P-5207 (B) Heavy (500, 700) P-5205 (C) For 611, 248, 234 Duetto, E47 P-5206 (D) Hamada Bellows P-7575 (C&D not shown)		SPRING For paper feed adjusting shaft P-55148
	SUCKER FOOT HOLDER P-55174 For P-5207 / P-5205 Listed above.		HEIGHT CONTROL LEVER P-55782
	FEED BRUSH P-31170		SPRING For paper height bar 700 P-77711
	FEEDER CLAMP P-55049		CONVEYOR TAPE P-1796
	FEEDER CLAMP - 611, 612 P-66087		PAPER RETAINER P-12433
	FEEDER PULLOUT ROLLER 500, 700 P-55125 600, 601, 602, 800 P-66125		CONVEYOR JOGGER BLOCK P-55200
	SPRING For feed roll tire P-55386		JOGGER CAM LINK P-55443
	SLEEVE For inside of pullout roller bearing P-55384		SPRING For conveyor spring guide 800DX, SX P-80496
	BEARING ASSEMBLY For lower feed roller (500 PF)Only P-3201		FEED ADJ. KNOB P-11541 STOP For adjusting nut P-12606
	BUSHING For lower feed roller 500, 600, 700, 800 P-3286		

TheRollerStore.com

(229) 241-8022


	PART #
 SHAFT For clutch pulley	P-55614
 FEELER FINGER	P-55141
 SPRINGS For impression cylinder shaft A (A) P-55213 B (B) P-55406	
 IMPRESSION GRIPPER FINGER	P-55245
 COUNTER ASSEMBLY	P-55954
 BLOCK For blanket bar	P-55922
 BRACKET NUT For blanket cylinder.	P-55361
 (A) SHAFT - Master cylinder gear lock. 500, 500CD P-55180 500CDA, 600CDA P-66180 700CD P-77180 (B) NUT For gear lock shaft. P-55186 (C) SHAFT KEY P-55182 (D) WRENCH P-5883	
 MASTER CYLINDER CLAMP ADJUSTMENT Thumb screw P-2922 Thumb nut P-2942	
 DRIVE SHAFT GEAR	P-55581
 WATER STOP	P-30220
 GEAR For dampening form roller P-55046	
 WATER PAWL	P-55462
 WATER PAWL SPRING	P-55267

	PART #
 DOG & WORM (Water) P-55429 DOG (500, 600, 700) P-55428 WORM (Ink & water 500, 600, 700) P-55464 DOG (8MM Thick head) (Ink 500, 600, 700) P-55463 WORM (Ink & water 500, 600, 700) P-55464	
***Hardness density has been improved so that the dog and worm wear evenly.	
 INK DOG & WORM KIT	P-55874 Consists of dog, worm, and pin for worm.
 DRIVE DOG (9MM Thick head) For second color unit	P-5525463
 WATER DUCTOR ARMS 14MM Bore (L.H.) P-7727607 14MM Bore (R.H.) P-7727321 12MM Bore (L.H.) P-5525607 12MM Bore (R.H.) P-5525321	
 LATCH For form roll handle	P-55538
 FORM ROLLER DRIVE DISC 800DX / SX	P-80419
 FORM ROLLER HUB	P-55411
 SPRING Between ink form roller brackets	P-55475
 INK DUCTOR ARM	P-55572
 EQUALIZER BAR For ink ductor assembly.	P-55550
 IDLER GEAR (BRASS) For night latch	P-55457
 IDLER GEAR (STEEL) Contacts distributor roller	P-55446
 DUCTOR ROLLER LATCH Ink P-55338 Water P-55546	
 DUCTOR ROLLER SPRINGS Non operators side P-55331 Operators side P-55336	
 DUCTOR SHAFT SPRINGS R.H. 500, 600, 700 P-55549 L.H. 500, 600, 700 P-55567	
 PILOT SCREW For ink & water ratchet	P-6509

TheRollerStore.com

(229) 241-8022

PART #



GRIPPER BAR ASSEMBLY

Complete 500CDA, 600	P-550990
Complete 800DX, 800SX	P-800990
(A) Anvil (500CDA, 600)	P-551090
(A) Anvil (800)	P-801090
(B) Shaft (500CDA, 600)	P-551060
(B) Shaft (800)	P-801060
(C) Gripper spring (500 uses 4 / 800 uses 8)	P-551080
(D) Roll pin (500 uses 4 / 800 uses 8)	P-2832
(E) Gripper finger (500 uses 4, 800 uses 8)	P-551000
(F) Gripper tension spring (1 for 800 only)	P-771080
(G) Set screw	P-2506
(H) Collar (500 use 1 / 800 uses 3)	P-6728


** Lever assembly (consists of items (I) - (P)) P-551040
 (I) Gripper operating lever P-551041
 (J) Screw P-2107
 (K) Lockwasher P-2701
 (L) Nut P-2602
 (M) Lockwasher P-631
 (N) Washer P-2729
 (O) Ball bearing P-1803
 (P) Shoulder screw P-8160

GRIPPER BAR REPAIR KITS

H-500CDA, 600 P-30741
 Enough parts to rebuild 3 gripper bars.
 Consists of key #'s: C (qty. 12), D (qty. 12), E (qty. 12), G (qty. 3), H (qty. 3), J (qty. 6), K (qty. 6), P-551040 Lever assy. (qty. 3).

H-800 P-30743
 Enough parts to rebuild 1 gripper bar.
 Consists of key #'s: C (qty. 8), D (qty. 8), E (qty. 8), F (qty. 1), G (qty. 2), H (qty. 2), J (qty. 1), K (qty. 3), P-551040 Lever assy. (qty. 1).

PART #



GRIPPER BAR ASSEMBLY


Complete 700CD	P-770990
(A) Anvil	P-771090
(B) Shaft	P-771060
(C) Screw	P-2107
(D) Gripper finger (use 7)	P-661020
(E) Set screw (use 3)	P-2506
(F) Collar	P-6728
(G) Gripper spring (on operators side use 1)	P-551081
(H) Gripper spring (on non-operators side use 1)	P-771080

** Lever assembly (consists of items (I) - (P)) P-551040
 (I) Gripper operating lever P-551041
 (J) Screw P-2107
 (K) Lockwasher P-2701
 (L) Nut P-2602
 (M) Lockwasher P-631
 (N) Washer P-2729
 (O) Ball bearing P-1803
 (P) Shoulder screw P-8160


GRIPPER BAR REPAIR KIT

H-700 P-30742
 Enough parts to rebuild 1 gripper bar.
 Consists of key #'s: C (qty. 1), D (qty. 7), E (qty. 3), F (qty. 3), G (qty. 1), H (qty. 1), K (qty. 3), P-551040 Lever assy. (qty. 1).

PART #



GRIPPER FINGER P-551000



GRIPPER FINGER (with pin) P-801024
GRIPPER FINGER (w/o pin) P-801025

CHAINS


-500, 600, 800	P-8937
-700 (delivery-set of 2)	P-8936
-(side jogger 1 only)	P-8908

GRIPPER CHAIN

-601, 602CD/QT (1 only)	P-8958
-RS34, VS34, H234	P-8995

CHAIN JOINT ASSEMBLY


-Carrier link	P-5345
---------------	--------



CLEAN UP BLADES

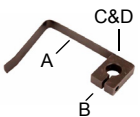
500,600,660/62/65 . . .12-5/8 x 1-3/4 — (9) [R]	P-30214
800 SX/DX21-3/16 x 1-3/16 — (14) [R]	P-30215
611, 61213-5/16 x 1-3/4 — (9) [R]	P-30204
660 2nd. head12-3/8 x 1-1/2 — (8) [SR]	P-30213
500 2nd. head12-5/8 x 1-9/16 — (9) [SR]	P-30306
700 1st. head19-1/4 x 1-7/8 — (13) [R]	P-30248
700 2nd. head18-31/32 x 1-9/16 — (13) [SR]	P-30223
880 2nd. head21-3/16 x 1-19/32 — (14) [SR]	P-30206
RS, VS3413-7/8 x 1-5/16 — (5) [SR]	P-31300
VS, RS34, H23414-1/16 x 1-5/8 — (5) [SR]	P-31306
C24820-1/4 x 1-13/16 — (14) [SR]	P-30250

*** Numbers in () indicate number of holes or slots on blade.
 *** Letters in [] indicate Plastic, Rubber, or Steel and Rubber blade material.



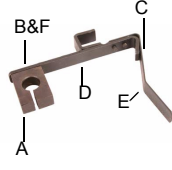
DELIVERY STRIPPER FINGER
 700 P-772282

STRIPPER FINGER
 800 P-802281



STRIPPER FINGER ASSEMBLY For chain delivery

Complete	P-552280
(A) Stripper only	P-552281
(B) Block only	P-2482423
(C) Screw	P-2407
(D) Washer	P-2701



PAPER STRIPPER ASSEMBLY - For Hamada C248

Complete	P-2482280C
(A) Bracket	P-2482423
(B) Screw	P-2408
(C) Screw	P-2407
(D) Plate	P-2482420
(E) Paper stripper	P-2482281C
(F) Lockwasher	P-2701

***** Eliminate costly downtime with your own emergency kit for your model press.**
 (Master Kit does not include spring kit)

REPAIR KITS FOR HAMADA

Master kit	P-30376 - 513 pcs.
Junior kit	P-31138 - 234 pcs.
-Pin kit	P-30375 - 168 pcs.
-Ring kit	P-30374 - 104 pcs.
-Nut kit	P-30373 - 38 pcs.
-Washer kit	P-30372 - 68 pcs.
-Screw kit	P-30371 - 132 pcs.
-Spring kit	P-31127 - 48 pcs.