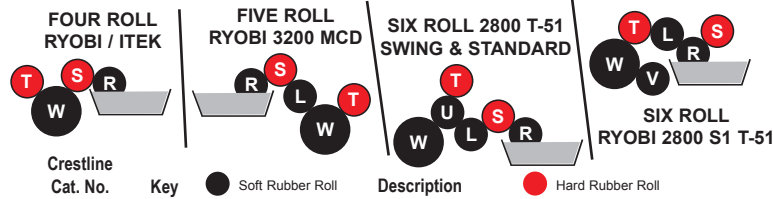


CRESTLINE PARTS

ORIGINAL CRESTLINE PARTS for RYOBI / ITEK, & T51



RYOBI 2700 / 2800 ITEK 950 / 960 4 ROLL WATER UNIT

After serial #9008-02409 all units have a soft Pan, and a hard Metering.
Units with earlier serial numbers must be upgraded

X07-0102	W	FORM ROLLER Soft
X07-0301NS	R	PAN ROLLER Soft
X07-0401	T	OSCILLATOR ROLLER Hard
XSA-070201NS	S	METERING ROLLER ASSY. Hard (Roller, shaft, bearings, sleeves)
X06-108	—	SEALED BALL BEARING After serial number 9212-0895 Side Frame (Requires qty. 4)
X06-346038	—	THIN FLANGED BUSHING Before serial number 9304-10195 Side Frame (Requires qty. 4)

RYOBI 2800 T-51 STATIONARY T HEAD 6 ROLL WATER UNIT

X07-51113	W	FORM ROLLER ASSY. Soft
X07-0323NS	R	PAN ROLLER Soft
X07-0401	T	OSCILLATOR ROLLER Hard
XSA-070221NS	S	METERING ROLLER ASSY. Hard (Roller, shaft, collars, roll pin)
X07-51120	L	LOWER INTERMEDIATE Soft
XSA-070518	U	UPPER INTERMEDIATE Soft (Roller, shaft, collars)

RYOBI 2800 T-51 SWING-AWAY T HEAD 6 ROLL WATER UNIT

X07-51113	W	FORM ROLLER ASSY. Soft
X07-0323NS	R	PAN ROLLER Soft
X07-0401	T	OSCILLATOR ROLLER Hard
XSA-070221NS	S	METERING ROLLER ASSY. Hard (Roller, shaft, collars, roll pin)
X07-51120	L	LOWER INTERMEDIATE Soft
XSA-070518SW	U	UPPER INTERMEDIATE Soft (Roller, shaft, collars)

RYOBI 2800 S1 T HEAD 6 ROLL WATER UNIT

X07-0161	W	FORM ROLLER Soft
X07-0365	R	PAN ROLLER Soft
X07-0460	T	OSCILLATOR ROLLER Hard
XSA-07023	S	METERING ROLLER ASSY. Hard (Roller, shaft, bearings sleeves)
XSA-07021	L	INTERMEDIATE ASSY. Hard
XSA-07022	V	RIDER ROLLER ASSY. Soft
X06-107	—	SEALED BALL BEARING Side Frame

RYOBI 3200 / ITEK 975 4 ROLL WATER UNIT

After serial #9008-02468 all units have a soft Pan, and a hard Metering.
Units with earlier serial numbers must be upgraded

X07-0103	W	FORM ROLLER Soft
X07-0302NS	R	PAN ROLLER Soft
X07-0402	T	OSCILLATOR ROLLER Hard
XSA-070202NS	S	METERING ROLLER ASSY. Hard (Roller, shaft, bearings sleeves)
X06-108	—	SEALED BALL BEARING (After serial number 9212-0895) Side Frame (Requires qty. 4)
X06-346038	—	THIN FLANGED BUSHING Before serial number 9304-08950 Side Frame (Requires qty. 4)

RYOBI 3200E 4 ROLL WATER UNIT

X07-0106	W	FORM ROLLER, Soft
X07-0352	R	PAN ROLLER Soft
X07-0403	T	OSCILLATOR ROLLER Hard
XSA-070243	S	METERING ROLLER Hard (Roller, shaft, bearings sleeves)
X06-108	—	SEALED BALL BEARING Side Frame (Requires qty. 4)

RYOBI 3200 MCD / ITEK 985 5 ROLL WATER UNIT

After serial #9010-02735 all units have a soft Pan, and a hard Metering.
Units with earlier serial numbers must be upgraded

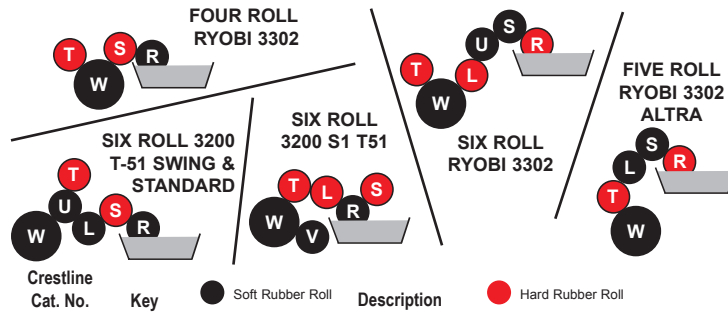
X07-0106	W	FORM ROLLER Soft
XSA-070305NS	R	PAN ROLLER Soft
X07-0405	T	OSCILLATOR ROLLER Hard
XSA-070208NS	S	METERING ROLLER ASSY. Hard (Roller, shaft, bearings, collars)
XSA-070501NS	L	INTERMEDIATE ASSY. Soft (Roller, shaft, bearings, collars, roll pins)
X06-108	—	SEALED BALL BEARING (After serial number 9301-0000) Side Frame (Requires qty. 4)
X06-346038	—	THIN FLANGED BUSHING Before serial number 9301-0000 Side Frame (Requires qty. 4)

TheRollerStore.com

229-241-8022

CRESTLINE PARTS

ORIGINAL CRESTLINE PARTS for RYOBI



TheRollerStore.com

229-241-8022

RYOBI 3200 / 3200MCD T-51 STATIONARY 6 ROLL WATER UNIT

X07-51713	W	FORM ROLLER Soft
X07-0325NS	R	PAN ROLLER Soft
X07-0403	T	OSCILLATOR ROLLER Hard
XSA-070222NS32	S	METERING ROLLER ASSY. Hard (Roller, shaft, collars, roll pins)
X07-51720	L	LOWER INTERMEDIATE Soft
XSA-070520	U	UPPER INTERMEDIATE ASSY. Soft (Roller, shaft, collars)

RYOBI 3200 / 3200MCD T-51 SWING-AWAY 6 ROLL WATER UNIT

X07-51713	W	FORM ROLLER Soft
X07-0325NS	R	PAN ROLLER Soft
X07-0403	T	OSCILLATOR ROLLER Hard
XSA-070222NS32	S	METERING ROLLER ASSY. Hard (Roller, shaft, collars, roll pins)
X07-51720	L	LOWER INTERMEDIATE Soft
XSA-070520SW	U	UPPER INTERMEDIATE ASSY. Soft (Roller, shaft, collars)

RYOBI 3200 S1 T HEAD 6 ROLL WATER UNIT

X07-0153	W	FORM ROLLER Soft
X07-0361	R	PAN ROLLER Soft
X07-0455	T	OSCILLATOR ROLLER Hard
XSA-07009	S	METERING ROLLER ASSY. Hard (Roller, shaft, bearings, sleeves)
XSA-07008	L	INTERMEDIATE ASSY. Hard
XSA-07007	V	RIDER ROLLER ASSY. Soft
X06-107	—	SEALED BALL BEARING Side Frame
X06-246038	—	THIN FLANGED BUSHING (After serial number 9211-08645) Side Frame (Requires qty. 2)

RYOBI 3302M 4 ROLL WATER UNIT

After serial #9006-02079 all units have a soft Pan, and a hard Metering. Units with earlier serial numbers must be upgraded

X07-0105	W	FORM ROLLER Soft
X07-0304NS	R	PAN ROLLER Soft
X07-0404	T	OSCILLATOR ROLLER Hard
XSA-070204NS	S	METERING ROLLER ASSY. Hard (Roller, shaft, bearings, collars)
X06-108	—	SEALED BALL BEARING for replacement Side Frames (Requires 4)
X06-346038	—	THIN FLANGED BUSHING for original equip. Side Frame (Requires 4)

RYOBI 3302M 6 ROLL WATER UNIT

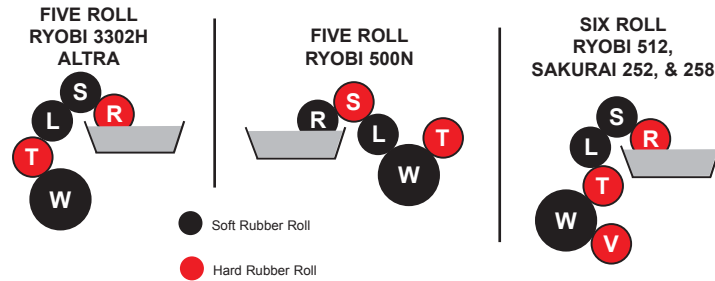
X07-0105	W	FORM ROLLER Soft
X07-0321	R	PAN ROLLER Hard
X07-0404	T	OSCILLATOR ROLLER Hard
XSA-070219	S	METERING ROLLER ASSY. Soft (Roller, shaft, washers, collars)
XSA-070512	L	LOWER INTERMEDIATE ASSY. Hard (Roller, shaft, bearings, collars, roll pin)
XSA-070513	U	UPPER INTERMEDIATE ASSY. Soft (Roller, shaft, bearings, collars, roll pin)
X06-108	—	SEALED BALL BEARING (After serial number 9209-08127) Side Frame (Requires qty. 4)
X06-346038	—	THIN FLANGED BUSHING (Before serial number 9209-08127) Side Frame (Requires qty. 4)

RYOBI 3302M ALTRA SERIES 5 ROLL WATER UNIT

X07-0135	W	FORM ROLLER Soft
XSA-070338	R	PAN ROLLER Hard (with X06-013)
XSA-070431	T	OSCILLATOR ROLLER Hard
XSA-070257	S	METERING ROLLER ASSY. Soft (Roller, shaft, bearings, snap rings)
XSA-07006	L	INTERMEDIATE ASSY. Soft (Roller, tie bar, bearings, collars)
X06-108	—	SEALED BALL BEARING Side Frame (Requires qty. 2)
X06-130	—	SEALED BALL BEARING Pan Roller (Requires qty. 2)
X06-103	—	SEALED BALL BEARING Internal Metering (Requires qty. 2)

CRESTLINE PARTS

ORIGINAL CRESTLINE PARTS for RYOBI & SAKURAI



Crestline
Cat. No. Key Description

RYOBI 3302H ALTRA SERIES 5 ROLL WATER UNIT

X07-0168	W	FORM ROLLER Soft
XSA-070338	R	PAN ROLLER Hard (with X06-013)
X07-0467	T	OSCILLATOR ROLLER Hard
XSA-070257	S	METERING ROLLER ASSY. Soft (Roller, shaft, bearings, snap rings)
XSA-07006	L	INTERMEDIATE ASSY. Soft (Roller, tie bar, bearings, collars)
X06-108	—	SEALED BALL BEARING Side Frame (Requires qty. 2)
X06-130	—	SEALED BALL BEARING Pan Roller (Requires qty. 2)
X06-103	—	SEALED BALL BEARING Internal Metering (Requires qty. 2)

RYOBI 500N 5 ROLL WATER UNIT

After serial #9110-05373 all units have a soft Pan, and a hard Metering.
Units with earlier serial numbers must be upgraded

X07-0108	W	FORM ROLLER ASSY. Soft
X07-0307NS	R	PAN ROLLER Soft
X07-0407	T	OSCILLATOR ROLLER Hard
XSA-070207NS	S	METERING ROLLER ASSY. Hard (Roller, shaft, bearings, collars)
XSA-070503	L	INTERMEDIATE ASSY. Soft (Roller, shaft, bearings, collars, roll pin)
X06-108	—	SEALED BALL BEARING (After serial number 9211-08645) Side Frame (Requires qty. 4)
X06-346038	—	THIN FLANGED BUSHING (Before serial number 9211-08645) Side Frame (Requires qty. 4)

RYOBI 512 ALTRA 6 ROLL WATER UNIT

X07-0138	W	FORM ROLLER ASSY. Soft
XSA-070347	R	PAN ROLLER Hard (with X06-101)
X07-0435	T	OSCILLATOR ROLLER Hard
XSA-07005	S	METERING ROLLER ASSY. Soft (Roller, shaft, bearings, snap rings)
XSA-070535	L	INTERMEDIATE ASSY. Soft (Roller, tie bar, bearings, washers)
XSA-070607	V	RIDER ROLLER ASSY. (Roller, shaft, bearings, collars, bushings)
X06-101	—	SEALED BALL BEARING Pan Roller
X06-120	—	SEALED BALL BEARING Side Frame

SAKURAI 252 6 ROLL WATER UNIT

X07-0149	W	FORM ROLLER Soft
XSA-070357	R	PAN ROLLER Hard (with X06-112)
X07-0451	T	OSCILLATOR ROLLER Hard
X07-0245	S	METERING ROLLER Soft
X07-0540	L	INTERMEDIATE ROLLER Soft
X07-0608	V	RIDER ROLLER Hard
X06-115	—	SEALED BALL BEARING Side Frame
X06-112	—	SEALED BALL BEARING Pan Shaft
X06-115	—	SEALED BALL BEARING Form Drive Shaft

SAKURAI 258 6 ROLL WATER UNIT

X07-0127	W	FORM ROLLER Soft
XSA-070327	R	PAN ROLLER Hard (with X06-112)
X07-0424	T	OSCILLATOR ROLLER Hard
X07-0224	S	METERING ROLLER Soft
X07-0526	L	INTERMEDIATE ROLLER Soft
X07-0605	V	AUX. RIDER ROLLER Hard
X06-115	—	SEALED BALL BEARING Side Frame
X06-112	—	SEALED BALL BEARING Pan Shaft
X06-113	—	SEALED BALL BEARING Form Drive Shaft

TheRollerStore.com

229-241-8022